

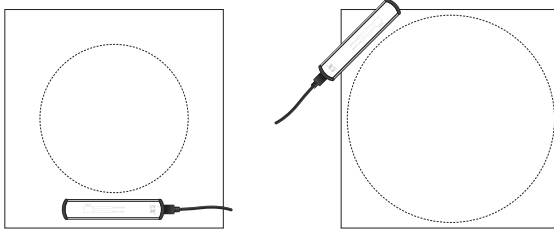
RaySafe Xi – dose measurement on automatic exposure control systems (AEC)

FLAT PANEL SYSTEMS

AEC area visible on the image


Position the RaySafe Xi R/F detector at the bottom of the image, outside the AEC area (normally circular or rectangular).

If there is no room beneath the AEC area, position the detector in a corner.



AEC area not visible

Position the RaySafe Xi R/F detector as peripherally as possible.



CASSETTE OR CR SYSTEMS

If AEC sensor placement is indicated, position the RaySafe Xi R/F detector on a sensor free area.

Alternatively, use the RaySafe Xi cassette shaped detector holder, which will enable measurement without affecting the AEC system.

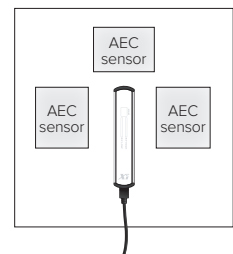


IMAGE INTENSIFIER (II) SYSTEMS

Normally, it is possible to lock the AEC system:

1. Expose using the wanted settings (with body phantom in the field if needed), but without the RaySafe Xi R/F detector present.
2. Lock the system and measure with the RaySafe Xi R/F detector in the field, perpendicular to the X-ray tube axis.